

Rifton Activity Chair 850 (medium)

Seating begins March 10, 2010.

Hi/Lo Base Finally, a Hi/Lo chair at a price your school can afford.*



More than a chair. A revolution.

Scroll down for details. ▼



*Special pricing is available for schools – call for details.

800.571.8198

Rifton Activity Chair 850 (medium)

Required components

First, tell us which of these essential components shown in this top row you need in your base chair.


15° forward, 15° back



Tilt-in-space
R851 \$2,460


Tilt-in-space & spring
R852 \$2,580

5° forward, 20° back



Armrests R868 \$180

Forearm prompts
R869 \$450




Pad color choices \$180

Optional accessories

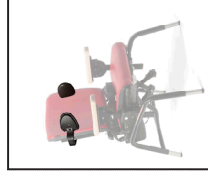
Next, select from these accessories to configure your perfect chair.




Contoured headrest R897
\$175



Flat headrest R898 \$160



Lateral supports R828
\$140



Lateral supports w/ chest
strap R829 \$180



Push handles R878 \$110



Tray R668 \$200



Handhold R649 \$16



Chest strap (wide) R863
\$60



Butterfly harness R864
\$90



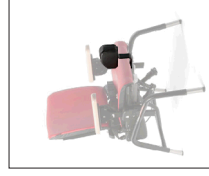
Thigh belt R865 \$60



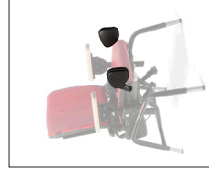
Pelvic harness R866 \$110



Hip guides (pair) R867
\$150



Abductor R884 \$90



Adductors (pair) R892
\$140




Leg prompt R858 \$160



Footboard R848 \$325



Ankle straps (pair) R899
\$60



Sandals (med) R954 \$70



Wedges (pair) R698 \$50



Lumbar and seat support
kit R887 \$60



Backrest filler pad R849
\$90

Rifton Activity Chair 850 (medium)

How to buy

- 1. Measure** your client to determine if medium is the size you need.
(See dimensions chart for help.)
- 2. Select** the appropriate required components.
- 3. Choose** the optional accessories you need.
- 4. Add** up the total cost.
- 5. Call us** to review the selections you've made and to find out what discount you qualify for.



R850 Required components \$2,820 retail

- Chair, including seat, seatbelt, backrest, frame and footboard
- Tilt-in-space
- Armrests
- Pads


R850 Required and optional accessories \$3,575 retail

- Chair, including seat, seatbelt, backrest, frame, tilt-in-space w/ spring, and footboard
- Armrests
- Pads
- Contoured headrest
- Lateral supports w/ strap
- Push handles
- Pelvic harness
- Ankle Straps

		Standard		Hi/Lo	
Required Components		R840	R850		
Required Components	Chair includes seatbelt & frame (Hi/Lo includes footboard)	Tilt-in-space	R841 \$560 <input type="checkbox"/>	R851 \$2,460 <input type="checkbox"/>	
		Tilt-in-space & spring	R842 \$680 <input type="checkbox"/>	R852 \$2,580 <input type="checkbox"/>	
	Arm Supports	Armrests	R868 \$180 <input type="checkbox"/>	R868 \$180 <input type="checkbox"/>	
		Forearm prompts	R869 \$450 <input type="checkbox"/>	R869 \$450 <input type="checkbox"/>	
	Adjustable Legs	Short	R893 \$40 <input type="checkbox"/>	N/A	
		Long	R894 \$60 <input type="checkbox"/>	N/A	
		Short with casters	R895 \$220 <input type="checkbox"/>	N/A	
		Long with casters	R896 \$240 <input type="checkbox"/>	N/A	
	Pads	Tan	R835 \$180 <input type="checkbox"/>	R835 \$180 <input type="checkbox"/>	
		Blue	R836 \$180 <input type="checkbox"/>	R836 \$180 <input type="checkbox"/>	
		Red	R837 \$180 <input type="checkbox"/>	R837 \$180 <input type="checkbox"/>	
Optional Accessories		Headrest	R897 \$175 <input type="checkbox"/>	R897 \$175 <input type="checkbox"/>	
Optional Accessories		Flat	R898 \$160 <input type="checkbox"/>	R898 \$160 <input type="checkbox"/>	
	Lateral supports	Lateral supports	R828 \$140 <input type="checkbox"/>	R828 \$140 <input type="checkbox"/>	
		Lateral supports w/ strap	R829 \$180 <input type="checkbox"/>	R829 \$180 <input type="checkbox"/>	
	Push handles		R878 \$110 <input type="checkbox"/>	R878 \$110 <input type="checkbox"/>	
	Tray		R668 \$200 <input type="checkbox"/>	R668 \$200 <input type="checkbox"/>	
	Handhold		R649 \$16 <input type="checkbox"/>	R649 \$16 <input type="checkbox"/>	
	Chest strap		R863 \$60 <input type="checkbox"/>	R863 \$60 <input type="checkbox"/>	
	Butterfly harness		R864 \$90 <input type="checkbox"/>	R864 \$90 <input type="checkbox"/>	
	Thigh belt		R865 \$60 <input type="checkbox"/>	R865 \$60 <input type="checkbox"/>	
	Pelvic harness		R866 \$110 <input type="checkbox"/>	R866 \$110 <input type="checkbox"/>	
	Hip guides (pair)		R867 \$150 <input type="checkbox"/>	R867 \$150 <input type="checkbox"/>	
	Abductor		R884 \$90 <input type="checkbox"/>	R884 \$90 <input type="checkbox"/>	
	Adductors (pair)		R892 \$140 <input type="checkbox"/>	R892 \$140 <input type="checkbox"/>	
	Leg prompt		R858 \$160 <input type="checkbox"/>	R858 \$160 <input type="checkbox"/>	
	Footboard		R848 \$325 <input type="checkbox"/>	Included	
	Ankle straps (pair)		R899 \$60 <input type="checkbox"/>	R899 \$60 <input type="checkbox"/>	
	Sandals		R954 \$70 <input type="checkbox"/>	R954 \$70 <input type="checkbox"/>	
	Wedges (pair)		R698 \$50 <input type="checkbox"/>	R698 \$50 <input type="checkbox"/>	
	Lumbar and seat support kit		R887 \$60 <input type="checkbox"/>	R887 \$60 <input type="checkbox"/>	
	Backrest filler pad		R849 \$90 <input type="checkbox"/>	R849 \$90 <input type="checkbox"/>	
Total		R840 \$	R850 \$		

Rifton Activity Chair 850 (medium)

User and Item Dimensions for the new medium R850 Rifton Activity Chair

User Dimensions – inches (cm)	
Height	40–56 (102–142)
<div><div></div><div>Key User Dimension: Height The user's overall height is a general guide to help you select the appropriate Chair. Choose the model that allows for growth. Important: Make sure that seat width, depth, and height are adequate for each individual user, and that the user's weight does not exceed the maximum weight recommended.</div></div>	
Item Dimensions – inches (cm)	
R850 New Medium Hi/Lo Base	
Frame width	27½ (70)
Seat height above floor	12–23 (30–58)
Seat angle (Tilt-in-Space) - degrees	15° Forward, 25° Back
Backrest angle - degrees	5° Forward, 20° Back * <small>*Spring Option uses 10° of the backward adjustment for motion.</small>
Seat height above Footboard	12–16½ (30–41)
Seat width (with / without Hip Guides)	8½–11½ (22–29) / 14 (36)
Seat depth	11–16 (28–41)
Armrest height above seat	7–10½ (18–27)
Trunk Support width	6½–12 (17–30)
Backrest height	15½–19 (39–48)
Headrest height above seat	17½–24½ (44–62)
Max. working load – lbs. (kg)	150 (68)

More than a chair. A revolution.